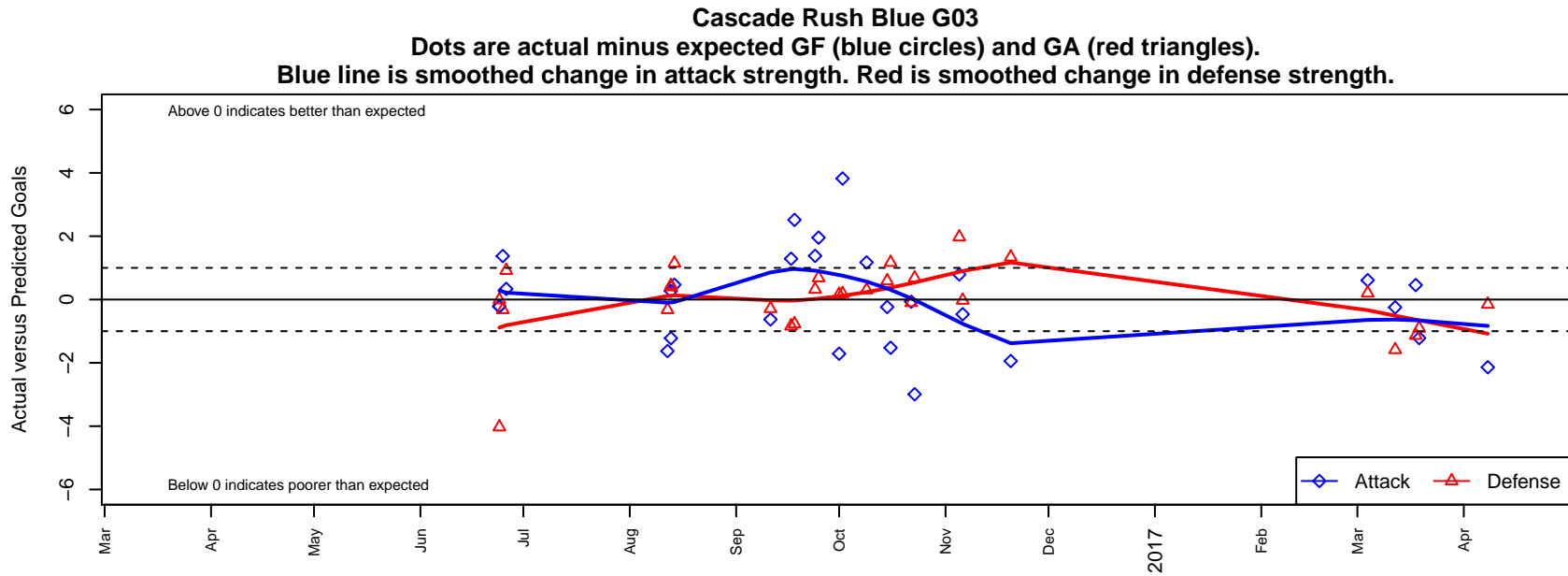


## Cascade Rush Blue G03

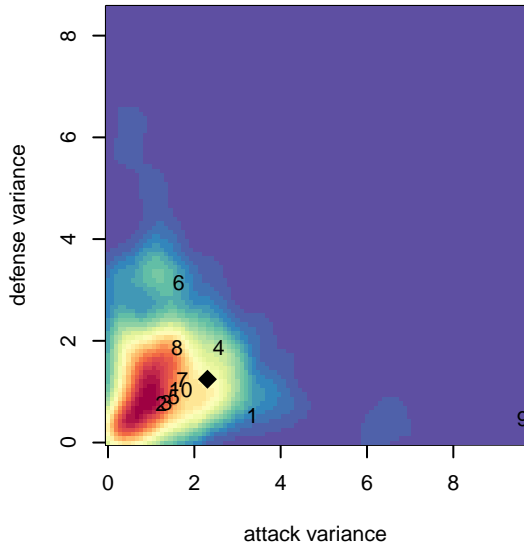
Cascade Rush FC  
 , OR  
 G03 total strength=1009  
 attack=3.41 defense=1.25  
 fall league = PTT G03 Div 2 White  
 spr league = Spr OYS G03 Div 1 White

alt names used:  
 CASCADE RUSH 03 (OR)  
 Cascade Rush 03G  
 Cascade Rush Blue  
 Cascade Rush 03G  
 Cascade Rush 03G Blue  
 Cascade Rush 03G Blue

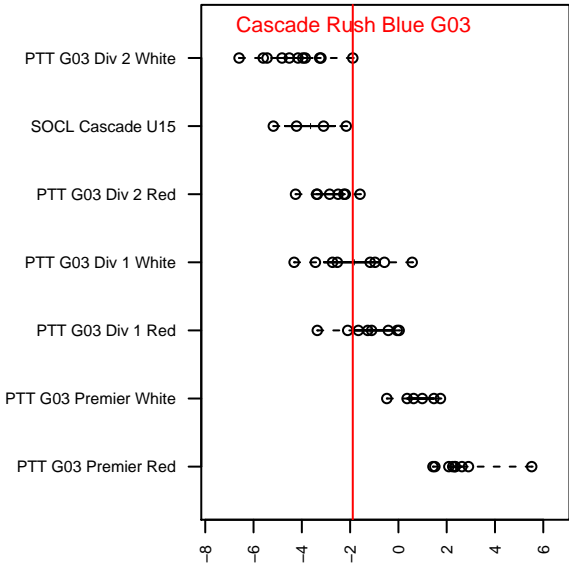
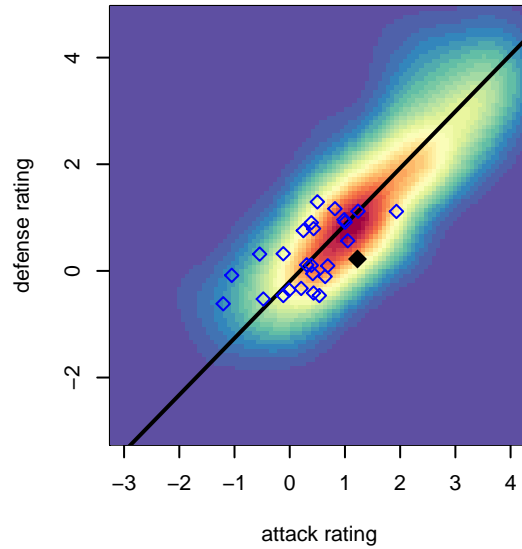
Venues played:  
 2016 Capital Cup GU14  
 2016 Bend Premier Cup Nadia Nadim (Silver) I  
 2016 PTT G03 Division 2 White  
 2016 OYS Presidents Cup G03  
 2016 Spr OYS G03 Division 1 White



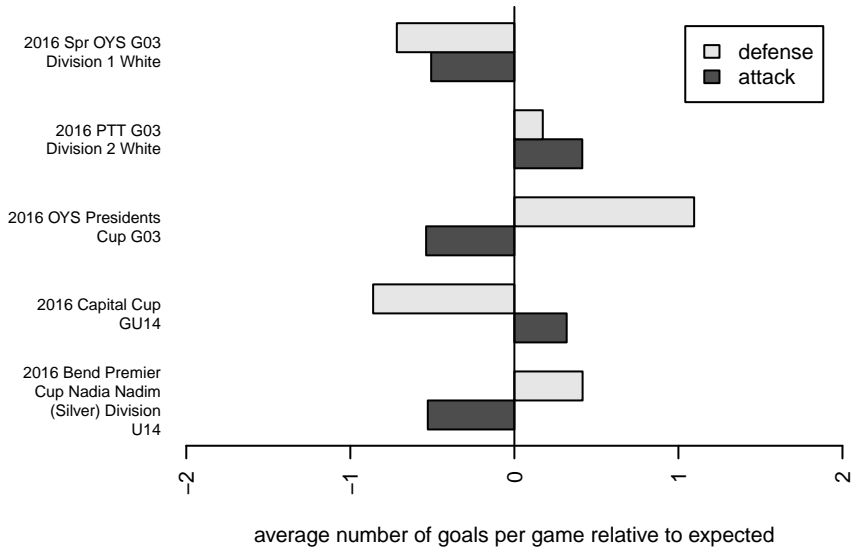
**attack and defense variance (black dot)  
relative to other teams  
and top 10 in region**



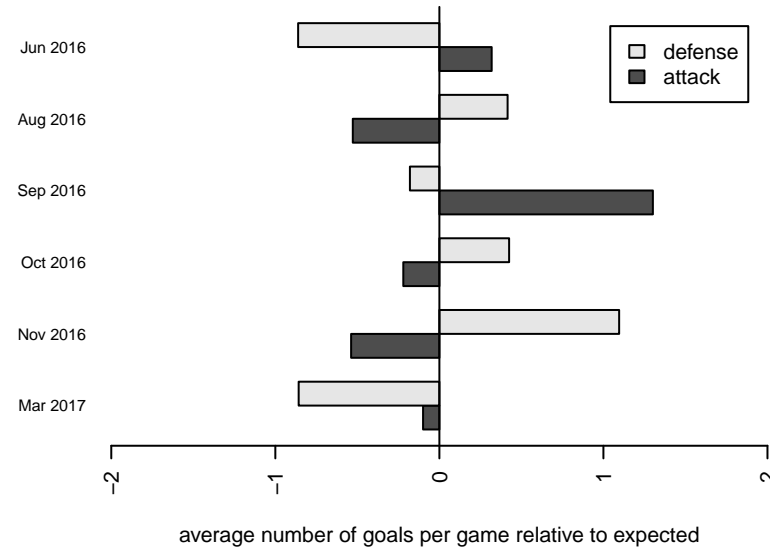
**attack and defense rating  
relative to others at age  
and all opponents in last 13 months**



**Performance relative to 13 month average**



**Performance relative to 13 month average**



<b>date</b>	<b>home</b>		<b>away</b>		<b>venue</b>	<b>pred.home</b>	<b>pred.away</b>
017-04-08	PCU Black 1 G03	1	Cascade Rush Blue G03	0	2016 Spr OYS G03 Division 1 White	0.85	2.14
017-03-19	Eastside Timbers Black G03	2	Cascade Rush Blue G03	3	2016 Spr OYS G03 Division 1 White	1.09	4.22
017-03-18	Oregon Trails FC Arsenal G03	3	Cascade Rush Blue G03	2	2016 Spr OYS G03 Division 1 White	1.86	1.54
017-03-12	Cascade Rush Blue G03	3	Bend FC Timbers White G03	3	2016 Spr OYS G03 Division 1 White	3.25	1.41
017-03-04	Cascade Rush Blue G03	2	Westside Timbers Samba TS G03	1	2016 Spr OYS G03 Division 1 White	1.39	1.20
016-11-20	NEU Blue G03	0	Cascade Rush Blue G03	1	2016 OYS Presidents Cup G03	1.34	2.94
016-11-06	CUSC Lil Thorns G03	2	Cascade Rush Blue G03	1	2016 OYS Presidents Cup G03	1.98	1.46
016-11-05	Cascade Rush Blue G03	2	ETFC Lyon Red G03	0	2016 OYS Presidents Cup G03	1.21	1.97
016-10-23	HSC Revolution G03	0	Cascade Rush Blue G03	2	2016 PTT G03 Division 2 White	0.68	4.99
016-10-22	Washington Timbers White 2 G03	2	Cascade Rush Blue G03	2	2016 PTT G03 Division 2 White	1.90	2.07
016-10-16	Cascade Rush Blue G03	1	THUSC Cobalt G03	0	2016 PTT G03 Division 2 White	2.52	1.17
016-10-15	Cascade Rush Blue G03	6	NICH Impact G03	0	2016 PTT G03 Division 2 White	6.24	0.59
016-10-09	Cascade Rush Blue G03	5	HSC Newberg G03	0	2016 PTT G03 Division 2 White	3.83	0.30
016-10-02	Westside Timbers Mundial TS G03	0	Cascade Rush Blue G03	10	2016 PTT G03 Division 2 White	0.18	6.18
016-10-01	McMinnville MYSA Sparks G03	1	Cascade Rush Blue G03	4	2016 PTT G03 Division 2 White	1.16	5.71
016-09-25	Thelo Surge G03	0	Cascade Rush Blue G03	7	2016 PTT G03 Division 2 White	0.68	5.05
016-09-24	Molalla YS Mayhem G03	1	Cascade Rush Blue G03	5	2016 PTT G03 Division 2 White	1.32	3.62
016-09-18	Cascade Rush Blue G03	8	Crossfire OR CUSC Black G03	2	2016 PTT G03 Division 2 White	5.48	1.23
016-09-17	Cascade Rush Blue G03	7	McMinnville MYSA Sparks G03	2	2016 PTT G03 Division 2 White	5.71	1.16
016-09-11	Cascade Rush Blue G03	5	FSC Roses White G03	1	2016 PTT G03 Division 2 White	5.63	0.71
016-08-14	Cascade Rush Blue G03	2	Crossfire OR LOSC White G03	0	2016 Bend Premier Cup Nadia Nadim (Silve	1.53	1.15
016-08-13	Cascade Rush Blue G03	3	Capital FC Timbers Black G03	0	2016 Bend Premier Cup Nadia Nadim (Silve	2.73	0.40
016-08-13	Cascade Rush Blue G03	0	RSA Elite Hanson G03	1	2016 Bend Premier Cup Nadia Nadim (Silve	1.22	1.44
016-08-12	Cascade Rush Blue G03	1	Pelada FA Alianza G03	1	2016 Bend Premier Cup Nadia Nadim (Silve	2.63	0.68
016-06-26	CYSA Timber Barons Green G03	1	Cascade Rush Blue G03	2	2016 Capital Cup GU14	1.92	1.66
016-06-25	Cascade Rush Blue G03	4	Pelada FA Alianza G03	1	2016 Capital Cup GU14	2.63	0.68
016-06-24	Blackhills FC Black G03	5	Cascade Rush Blue G03	1	2016 Capital Cup GU14	4.99	1.23
016-06-24	Cascade Rush Blue G03	1	ETFC Lyon Red G03	6	2016 Capital Cup GU14	1.21	1.97